


# CLAYTOR LAKE STATE PARK JUNIOR RANGER PROGRAM



# TABLE OF CONTENTS

---

<b>What do Rangers do?</b>	<b>1</b>
<b>Leave No Trace!</b>	<b>2</b>
<b>Jr. Ranger Pledge</b>	<b>3</b>
<b>Self-Guided</b>	<b>4</b>
<b>Ranger Guided</b>	<b>5</b>
<b>Scavenger Hunt</b>	<b>6</b>
<b>Real-life Pokemon</b>	<b>7</b>
<b>Lake Escape</b>	<b>8</b>
<b>Name That Tree!</b>	<b>9</b>
<b>Critter Cafe</b>	<b>10</b>
<b>Space Invaders</b>	<b>11</b>
<b>Different Places, Different Faces</b>	<b>12</b>
<b>Build-A-Bird</b>	<b>13</b>
<b>Animal Tracks</b>	<b>14</b>
<b>Park Report</b>	<b>15</b>
<b>Alphabet Observations</b>	<b>16</b>
<b>Map Maker</b>	<b>17</b>
<b>Answer Key</b>	<b>18</b>



# What Do park Rangers Do?

## Maintenance



Maintenance rangers keep the park clean and operating properly. If you enjoy how the park looks today, thank a maintenance ranger. If you see something that needs some attention, let us know!

## Law Enforcement

Law enforcement rangers keep our guests safe by enforcing the rules and responding to emergencies. These rangers are here to help!



## Contact



Contact rangers welcome our guests at entrance points, visitor centers and the gift shop. They are typically the first person guests will encounter and interact with.

## Park Naturalist

Naturalist rangers educate park guests and lead activities that help people understand the natural, historical and cultural resources that make Claytor Lake so special.



# Junior Ranger, you are on your way!

To become a Claytor Lake State Park Junior Ranger, simply complete a total of 10 items found in this packet. This can include any combination of items found in the following sections:

- Self-guided Programs
- Ranger Guided Programs
- Booklet Activities




When you have completed this part of your journey, bring your packet to the Park Office, Water's Edge Meeting Facility or Contact Station to receive your Junior Ranger patch and certificate.

To begin your journey, sign the Junior Ranger Pledge below:


I, \_\_\_\_\_, pledge to

- Conserve and protect Claytor Lake State Park
- Care for natural and historical resources
- Share what I learn with others
- Obey all safety rules
- Continue to explore and discover


# SELF-GUIDED ACTIVITIES

 **Howe House History Tour – Who was Haven Howe? Participate in person or virtually as we examine the fine craftsmanship of the Howe House and learn about its builder, inhabitants and history. To take the tour, visit: <https://arcg.is/0H089v1> or scan the QR code.**




 **Virtual History Tour – Take a hike back in time by visiting the location of our collection of photos and videos from past years at Claytor Lake State Park. Enjoy your tour in person or from the comfort of your own cabin, tent or yurt by visiting <https://arcg.is/0yTyaT0> or scan the QR code.**




 **Virtual Tree Identification Tour – Join us on a real or virtual hike through Claytor Lake State Park as we take a closer look at some of our beautiful native trees. The hike is about one mile long from start to finish. <https://arcg.is/15q08P1> or scan the QR code.**




 **5K Cross Country Trail – Within Claytor Lake State Park’s trail system lies the Troop 244 5K Cross Country Trail. This designated 5K trail is perfect for both new and seasoned runners to enjoy. The 5K trail begins on the Lakeview Trail in front of the Water’ Edge Meeting Facility and ends on Lakeview Trail in front of the lodges. 5K trail maps are available at the trail entrance.**




 **TRACK Trail Adventures – These adventures are designed to help kids explore nature through the use of self-guided brochures. The brochures are located at the Shady Ridge Trailhead. Claytor Lake State Park’s trail adventures include: Decomposers of the Dead, Tracks and Traces, Creek Life and Nature’s Relationships. You can also view or print brochures in advance or complete an e-Adventure online. Remember to TRACK your adventure online at [kidsinparks.com](http://kidsinparks.com) to win free prizes!**





 **Little Free Library – Feel free to grab a book or leave one behind for someone else. There is a Little Free Library located in the Water’s Edge Meeting Facility lobby and one near the bathhouse in Campground Dogwood.**



 **Claytor Lake Underwater Webcam - Observe what’s under the lake with the 24/7 live feed from our underwater webcam. Watch the camera for a few minutes and see if you can identify any fish (or other animals) that swim by. To watch the feed visit [claytorlakespa.org](http://claytorlakespa.org) and click on the webcam tab at the top of the screen.**



 **Claytor Lake Visitor Center - Learn about the park and some of its inhabitants with interactive displays at our park visitor center. Stop in the historic Howe House any time the park is open and take the door on the right. Have a great visit and don’t forget to sign the guestbook on your way out.**



# RANGER GUIDED PROGRAMS

<u>PROGRAM ATTENDED</u>	<u>DATE ATTENDED</u>	<u>RANGER SIGNATURE</u>
CAMPFIRE PROGRAM		
CLAYTOR CRAFT		
NATURE HIKE		
OWL PROWL		
FRIDAY NIGHT FISHING		
ROAMING RANGER		
SURVIVAL 101 SERIES		
BIRDING PROGRAM		
LIGHT UP THE LAKE		
CRITTERS OF CLAYTOR LAKE		
PREDATOR VS. PREY		
FORAGING PROGRAM		
VISIT THE DISCOVERY ROOM		

# LEAVE NO TRACE!

THE 7 PRINCIPLES OF LEAVE NO TRACE ALLOW US TO ENJOY THE OUTDOORS WHILE MINIMIZING THE IMPACTS WE MAY CAUSE.

1. PLAN AHEAD AND PREPARE
2. TRAVEL AND CAMP ON DURABLE SURFACES
3. DISPOSE OF WASTE PROPERLY
4. LEAVE WHAT YOU FIND
5. MINIMIZE FIRE IMPACTS
6. RESPECT WILDLIFE
7. BE CONSIDERATE TO OTHER VISITORS





















REMEMBER TO PRACTICE LEAVE NO TRACE TO MAKE OUR PARK AND THE WORLD A BETTER PLACE!



CONTINUE YOUR JUNIOR RANGER JOURNEY  
BY TURNING TO THE NEXT PAGE. →

# Claytor Lake Scavenger Hunt


**Directions: Take a hike and get as many points as possible by finding the items below!**

 flower	 woodpecker	 beetle	 squirrel
 park ranger	 acorn	 scat	 moss patch
 mushroom on tree	 feather	 any invasive	 turtle
 ant nest	 animal tracks	 spider	 compound leaf
 deer	 centipede or millipede	 frog	 worm


**1 Point**

**Bonus 2 Points**

praying mantis



hornet's nest



bat



**(5-10)  
Park Cadet**

**(11-16)  
Jr. Ranger**

**(17+)  
Park Ranger**

**Total=**          **6**

# Real-Life POKÉMON

## Caterpie

Bug HP 40



-Ability-  
String Shot

Eastern Tiger  
Swallowtail  
Caterpillar

## Metapod

Bug HP 90



-Ability-  
Harden

Eastern Tiger  
Swallowtail  
Cocoon

## Butterfree

Bug HP 120



-Ability-  
Gust

Eastern Tiger  
Swallowtail  
Butterfly

## Bibarel

Normal HP 130



-Ability-  
Iron Fang

North American Beaver

- Look familiar? Many Pokemon are inspired by real life plants & animals. Once you complete your Pokedex, you can do the same thing with all of the wildlife in your park!
- Think about the different environments in the world and what kind of Pokemon would be found in each. What adaptations (like thick fur or big fins) might help it to survive in its environment better?
- Do any animals inspire you? Create your own Pokemon below. Think about its "type", its strengths, and its potential weaknesses!

Beavers are a type of rodent. Most rodents have iron in their enamel, which inspired the move "Iron Fang"

Describe your Pokemon:

---



---



---



---

	HP
-Ability-	

# LAKE ESCAPE

HELP THE BABY BEAVER MAKE THE RIGHT CHOICES AND REJOIN ITS MOTHER!

**Fun Fact;** in The 1600s the catholic church classified beavers as a type of fish so it could be eaten during Lent, a time when eating meat is not allowed!



True or false?  
Beaver's teeth are used to cut down trees, but they primarily eat fish and snails!

True      False



Uh-oh, you see a trap! Turn Back

**Fun Fact;** Whirlpools usually form in the ocean, but can occur in lakes and ponds

True or false?  
All bodies of water have tides, but smaller bodies are just harder to notice.

True      False



A whirlpool pulls you under and spits you out of the other whirlpool!



Turn back before this coyote makes you a beaver snack!



Man-made      Natural  
Is Claytor Lake a natural lake or is it man-made?

"Wrong way! head south to get back on the right path."



Ask a ranger!:

The water in Claytor Lake is from the New River which flows what way?

How old is the "New" River?

You made it, but your friends muskrat and nutria are trying to pretend to be you! Match each animal with its description to prove you are a beaver!

**Nutria**



-Native  
-Thin, hairless, vertically flat tail  
-black whiskers  
-3-4 lbs

**Beaver**



-Invasive  
-Round, hairy tail  
-White whiskers  
-10-20 lbs

**Muskrat**



-Native  
-Large, hairless, horizontally flat tail  
-Whiskers hardly noticeable  
-35-50 lbs



# NAME THAT TREE!

Key for common trees at Claytor Lake

**Needles or scales**

**Leaf**


-----OR-----


1  **Scale leaf & peeling bark**  
E. Red Cedar


2  **Needle leaf, Long & Slender**  
E. White Pine


3  **5 needles per cluster**  
E. White Pine


4  **2 needles per cluster**  
Virginia Pine


5  **Opposite**


6  **leaf with lobes**  
Maple


7  **Leaf without lobes**  
Dogwood

8  **Compound leaf**  
\*Ash  
\*Only young ash trees left in park due to Emerald Ash Borer\*

11  **4 obvious lobes Cat-like leaves**  
Tulip Poplar

9  **Alternate**


10  **7-9 rounded lobes & acorns**  
White Oak

12  **5 pointed lobes & Spiky balls**  
Sweetgum

**Simple** vs. **Compound**

**Opposite** vs. **Alternate**

Directions: Your turn! Find 3 trees in the park, I.D. them, draw them, & write about them!




---



---



---

\*The sun gives energy for all primary producers\*

# Critter Cafe Fantastic Food Webs

Sun

\*Arrows pointing away from an organism means it is being consumed by the organism the arrow is pointing to\*



\*all arrows point to this one\*

## Energy Pathways

Just like a car engine, an ecosystem needs a power source in order to keep going. In nature, this is provided by the sun!

Producers, like green plants, use the sun for photosynthesis and make their own food which is eaten by primary consumers and so forth.

Everything is connected! When plants & animals die, their remaining energy and nutrients are returned to the soil and atmosphere by decomposers, nature's recyclers!

Directions: Match each species with its vocab word, and put it where it belongs on the food web.

## Vocabulary

Producer \_\_\_\_

Primary Consumer \_\_\_\_

Secondary Consumer \_\_\_\_

Scavenger \_\_\_\_

Decomposer \_\_\_\_

## Species

Grass



Mouse



Songbird




Fungi



Opossum






AutumnOlive

# Space Invaders

SpottedLanternFly



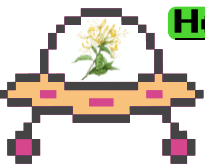
Mission: Cross off these invasive invaders before they take all the resources!



SpongyMoth



Honeysuckle



**ACROSS**

3. A moth whose fuzzy caterpillars eat lots of leaves from many kinds of trees.

7. A shiny green beetle whose larvae tunnel under bark and kill ash trees.

**DOWN**

1. A sweet-smelling vine or shrub that grows so fast it crowds out other plants.

2. A fast-growing underwater plant that forms thick mats in lakes and ponds.

4. A climbing vine called "the vine that ate the South" because it grows so fast.

5. A large freshwater snail that spreads easily and crowds out native snails.

6. A colorful hopping insect that harms trees and loves to drink plant sap.

8. A bush with silvery leaves and red berries that spreads quickly in disturbance.

Kudzu




MysterySnail





Invasive species are not from a local area and cause harm to the environment, economy, or people's health. They can spread quickly and take resources away from native species, which can disrupt the food web.

Hydrilla



EmeraldAshBorer



# Different Places, Different Faces

## Timber Rattlesnake



- Helps control rodent populations in forests and mountains
- Uses heat-sensing pits to locate warm-blooded prey
- Loves sunny, rocky spaces to bask

## Vernal Pool

Temporary forest pools that fill with spring rain and snowmelt



## Marbled Salamander



- is an obligate of its habitat-it can survive in that habitat only
- Hides under leaves and logs during the day to stay moist and hidden
- Has bold black-and-white “marbled” patterns for camouflage

## Mountain Stream

Fast, clear, chilly water flowing over gravel and rocks



## Painted Turtle



- Can survive winters underwater by “slowing its body down”
- Digs nest in sunny soil near water to lay eggs in the summer
- Basks on logs or rocks

## Lake Edge

Quiet coves, fallen logs, and sunny spots right along the lakeshore



## Cottontail Rabbit



- Builds shallow grass nests called forms to hide babies
- has excellent hearing and a zig-zag running pattern for escape
- Eats grasses, clover, & leafy plants

## Mountain Ridge

High, rocky slopes with lots of sun and warm stones for basking



## Brook Trout



- Needs gravel streambeds to lay eggs
- State fish of Virginia & an indicator of healthy water
- Hides under logs and rocks to avoid predators

## Valley Meadow

Low, open grassy areas with brushy edges and lots of plants to nibble



Directions: Each species has its specific needs for food, water, shelter & space. Read about some of the wild inhabitants of western Virginia. Draw a line to match the animal on the left with the habitat type on the right.

# Build-A-Bird

Over 200 different bird species have been documented at claytor lake! Some fly through the area during fall and spring migration. Other birds make their home here year round!



Different parts of birds make them unique, but some adaptations take a lot of energy to form. Some parts “cost” more than others. Try to build a unique bird using only 10 energy!

## 5 Energy

Extreme speed  
(Peregrine Falcon)



## 3 Energy

Silent Flight  
(Barn Owl)



## 2 Energy

Acrobatic  
(American Crow)



## 1 Energy

Gliding/Low Energy  
(Turkey Vulture)



**Wings** are how birds fly. This helps them find food, water, and shelter. Wings can be different sizes and shapes to help with speed, distance, being silent, mating, or even swimming!

**Fun Fact:** Some birds “sing” with their wings and use them during mating courtship.

## 4 Energy

Prey-Catching Talons  
(Great horned owl)



## 3 Energy

Swimming  
(Wood Duck)



## 2 Energy

Climbing  
(Red-bellied Woodpecker)



## 2 Energy

Running  
(Killdeer)



**Feet** are used by birds to perch on branches, climb tree trunks, swim in the water, or grab fish or other foods to eat. The type of feet a bird has can tell us where it lives and what it eats.

**Fun Fact:** Some grebe species can run on top of the water using speed and their large lobed toes!

## 5 Energy

Drilling  
(Pileated Woodpecker)



## 3 Energy

Tearing  
(Cooper's Hawk)



## 2 Energy

Sifting  
(Roseate Spoonbill)



## 2 Energy

Cracking Seeds  
(Northern Cardinal)



**Beaks** are like a toolbox for birds. The size and shape of a beak shows what types of food a bird can eat. Sharp beaks are forks & knives to eat a meal. Thick/short beaks are nutcrackers that open seeds. **Fun Fact:** The sword-billed Hummingbird's beak is longer than its body!

Build your bird! Choose one type of wing, foot and beak to build a bird with your available resources. Draw your new species and name it!



Bird Name: \_\_\_\_\_

What does it eat? \_\_\_\_\_

Where does it live? \_\_\_\_\_

# Animal Tracks

We can identify wildlife with not only their tracks, but also their behavior!  
Directions: Match the animal to its track or behavior.



# PARK REPORT

Take a walk around the park and use your senses to finish this ranger report.

## Claytor Lake State Park Ranger Report



Date:


Location:

Time:

**Weather:**  
(circle one)



**Temperature:**  
(color to the current temperature)



**How clear is the lake? (circle one)**

Very cloudy

Cloudy

Clear

Very Clear

**Other Observations:**



# ALPHABET OBSERVATIONS



CONTINUE YOUR PARK REPORT AND FIND THINGS IN NATURE THAT START WITH LETTERS OF THE ALPHABET. SEE IF YOU CAN FIND SOMETHING FOR ALL 26 LETTERS!

EXAMPLE: V - VIRGINIA OPOSSUM, VIRGINIA PINE, VINE



A

---

B

---

C

---

D

---

E

---

F

---

G

---

H

---

I

---

J

---

K

---

L

---

M

---

N

---

O

---

P

---

Q

---

R

---

S

---

T

---

U

---

V

---

W

---

X

---

Y

---

Z

---




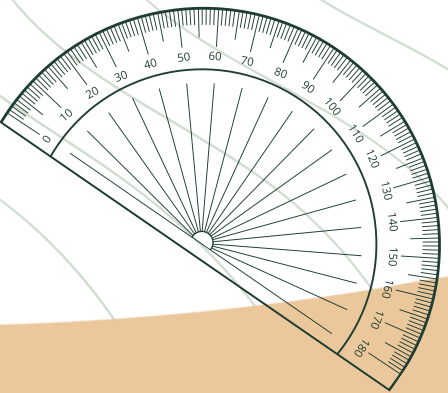
HOW MANY LETTERS WERE YOU ABLE TO MATCH?

- 1-5: KEEP YOUR EYES PEELED
- 6-12: LOOKING GOOD!
- 13-19: SUPERIOR SIGHTING!!
- 20-26: EAGLE EYES!!!



Someone who makes maps is known as a cartographer! Be a cartographer for a day and make a map of somewhere special in the park. Use colors and symbols to make your key.

# MAP MAKER



**Map Legend**

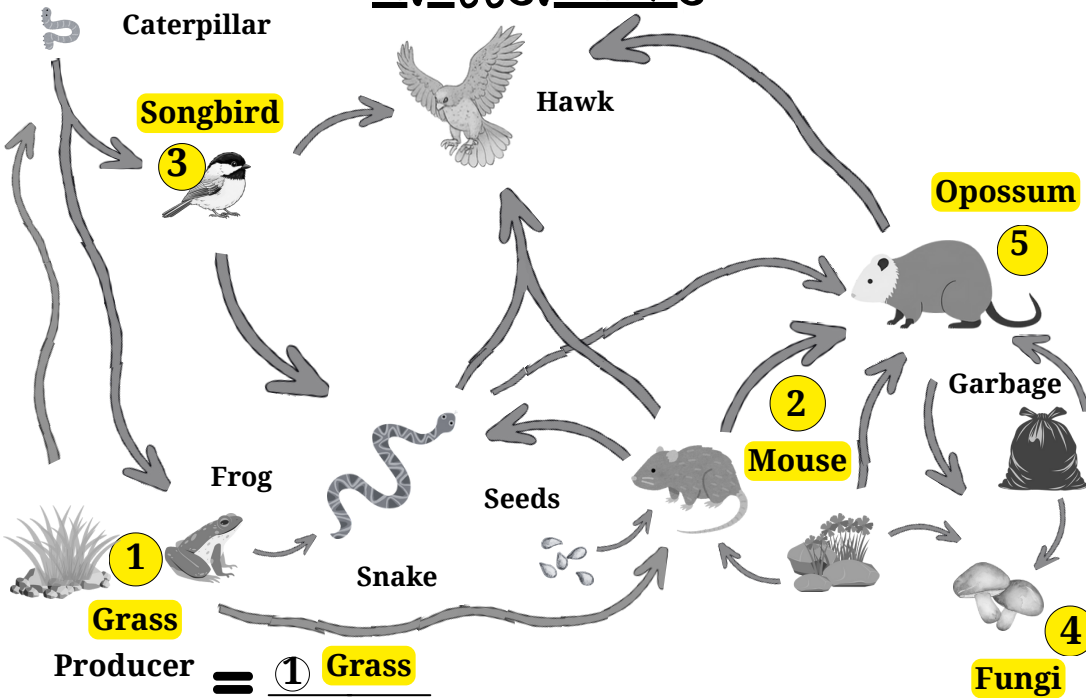
**Colors:**  
● = Water

**Symbols:**  
○ =  
○ =  
= =  
= =  
X = My location





# Critter Cafe



Producer = ① **Grass**

Primary Consumer = ② **Mouse**

Secondary Consumer = ③ **Songbird**

Scavenger = ⑤ **Opossum**

Decomposer = ④ **Fungi**

# THANK YOU!

Thank you for visiting our park and becoming an official Jr. Ranger!

## Have fun?

Have a member of your group take a video of you holding your book and telling us:

“My favorite part of my visit to Claytor Lake state park was...”

If your family uses social media, you can share it with the hashtag #Claytorlake and see what other Jr. Rangers love about Claytor Lake!

# ALPHABET OBSERVATIONS

\*THESE ARE POTENTIAL ANSWERS CHOSEN BY OUR RANGERS\*

- A **AMERICAN SYCAMORE**
- B **BEETLE**
- C **CROW**
- D **DANDELION**
- E **EASTERN BLUEBIRD**
- F **FERN**
- G **GOOSE**
- H **HERON**
- I **INDIGO BUNTING**
- J **JAPANESE STILTGRASS**
- K **KATYDID**
- L **LIZARD**
- M **MALLARD**

- N **NORTHERN RED OAK**
- O **OSPREY**
- P **PARTRIDGE PEA**
- Q **QUEEN SNAKE**
- R **RED-HEADED WOODPECKER**
- S **SPOTTED LANTERNFLY**
- T **TREE-OF-HEAVEN**
- \*U **UNSPOTTED LOOPER MOTH**
- V **VERNAL POOL**
- W **WHITE MULBERRY**
- \*X **XYLEM**
- Y **YELLOW-POPLAR**
- Z **ZEBRA SWALLOWTAIL**

\* VERY DIFFICULT

# CHECK IT OUT!

Here are some Online Resources to continue your training:



Virtual Visits at Virginia's State parks



Enjoy the park? Let us know! Chance to win \$50 VA State Parks Gift Card!